

# Installation Instructions

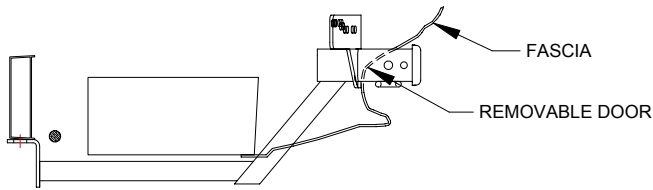
## BMW X5

Part Numbers:

**75492**

**87405**

**44178**



### Hitch Shown In Proper Position

**Do Not Exceed Lower of Towing Vehicle  
Manufacturer's Rating or**

Hitch type	Max Gross Trailer WT (LB)	Max Tongue WT (LB)
Weight Distributing	<b>6000 (2724 Kg)</b>	<b>600 (272 Kg)</b>
Weight Carrying Ball Mount	<b>6000 (2724 Kg)</b>	<b>600 (272 Kg)</b>

**Wiring Access Location: SEE AUTO DEALER**

### Equipment Required:

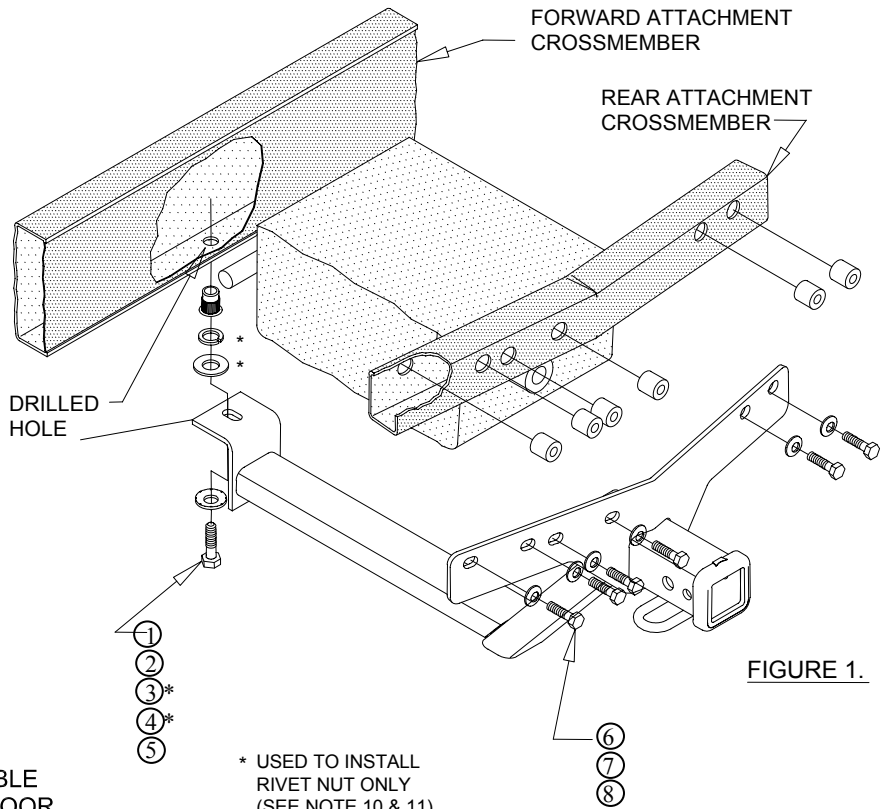
**Fastener Kit:** 75492F

**Wrenches:** 8mm, 13mm, 17mm, T50, T55, 3/4

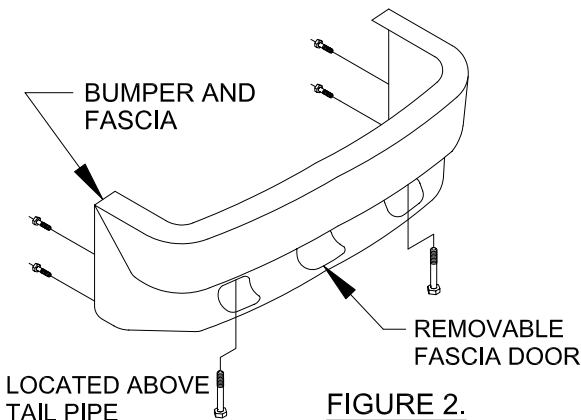
**Drill Bits:** 1/2", 11/16"

**UTILITY KNIFE**

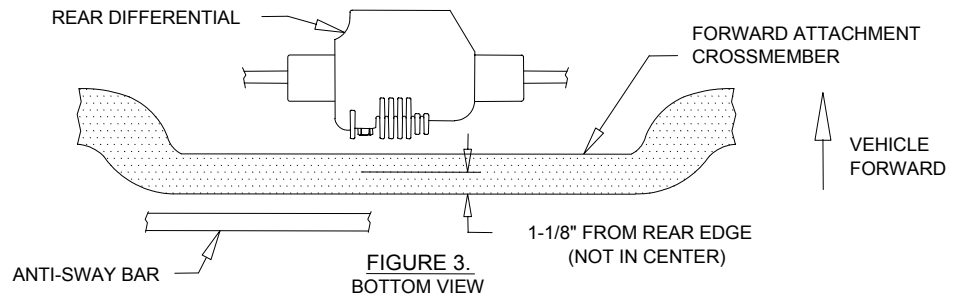
**REQUIRES REMOVAL OR TRIMMING OF FASCIA DOOR**



**FIGURE 1.**



**FIGURE 2.**



**FIGURE 3.  
BOTTOM VIEW**

Note: check hitch frequently, making sure all fasteners and ball are properly tightened. If hitch is removed, plug all holes in trunk pan or other body panels to prevent entry of water and exhaust fumes. A hitch or ball which has been damaged should be removed and replaced. Observe safety precautions when working beneath a vehicle and wear eye protection. Do not cut access or attachment holes with a torch.

This product complies with safety specifications and requirements for connecting devices and towing systems of the state of New York, V.E.S.C. Regulation V-5 and SAE J684.